

# ePay One Time Payment Instructions

1. Go to: [www.dallasch13.com](http://www.dallasch13.com)
2. Click on the **Payment** tab and click on the “ePay” link
  - a. Click on the **Make a Payment** button
3. Enter your **USERNAME** and **PASSWORD** when you created your ePay account
  - a. Click on the “ **Sign On ▶** ” button

## Thomas Powers

Chapter 13 Trustee  
Dallas, TX

---

### Chapter 13 Trustee Thomas D. Powers

Please enter your Username and Password:

<b>Username</b>	<input type="text" value="DON.DEBTOR@GMAI"/>
<b>Password</b>	<input type="password" value="••••••••"/>

[Forgotten your Username?](#)  
[Forgotten your Password?](#)

**Are you a new user?**

[Register now](#) to create your username and password to use this secure application.

#### ePay Welcome Page Message

Welcome to the Online ePay Payment Center. This Online Payment System allows you the option to make fast and convenient payments to the Chapter 13 Trustee in a safe and secured environment.

**Only valid checking and savings accounts may be used to make payments by ePay. Pre-paid credit and debit card payments are not allowed and the payments will be rejected/returned and may result in your case being ineligible for future ePay transactions.**

**You are under no obligation or requirement to use the Online ePay Payment System.** You may opt to send your payment by CASHIER'S CHECK or MONEY ORDER to:

THOMAS D. POWERS,  
STANDING CHAPTER 13 TRUSTEE  
PO BOX 1958  
MEMPHIS, TN 38101-1958

**NOTE: You may be required to make Plan payments by a court-ordered Wage Directive through your employer. Please speak with your attorney before selecting the payment option best suited for you.**

For additional information on using the Online ePay Payment Center, access the “HELP” link at the bottom of the page.

For a complete payment history on your Chapter 13 case, please access the National Data Center's website at the bottom of this page “NDC”.

4. Under the **Make-A-Payment** tab, select the **Payment Date** that you would like the funds to be debited from your checking or savings account. Payments can be made up to 1 day in advance.
  - a. NOTE: An ePay Bank Processing Fee of \$1.50 is added to each transaction
5. **Example #1:** Make a Payment EQUAL TO your “Plan Payment Due Today” amount
  - a. Click on the “**Plan Payment Due Today**” button

**Make A Payment** | Scheduled Payments | Payment History

Thank you for visiting the Online ePay Payment Center. For complete payment details, please click on the link to the National Debtors' Handbook. It may take up to 3 business days for your case information to reflect recent payments. THE DUE DATE, PLAN PAYMENT AMOUNT, DELINQUENCY AMOUNT, AND PLAN PAYMENT DUE TODAY ARE FOR STRICTLY INFORMATIONAL PURPOSES ONLY, AND MAY NOT BE REFLECTIVE OF THE MOST RECENT BANKRUPTCY COURT ORDER. IF THERE IS A DISCREPANCY BETWEEN THE EPAY ONLINE PAYMENT SYSTEM AND ANY PRIOR BANKRUPTCY COURT ORDERS, THEN THE COURT'S ORDERS SHALL PREVAIL. FAILURE TO COMPLY WITH THE COURT'S ORDERS MAY RESULT IN THE DISMISSAL OF YOUR CHAPTER 13 CASE.

Online Payment ID: 12302055935

Due Date	PLAN PAYMENT AMOUNT	DELINQUENCY AMOUNT	PLAN PAYMENT DUE TODAY
05 May 2015	\$ 701.00	\$ 486.73	\$ 1,187.73

*Last payment was made on 27 May 2015 for 5,001.50*

**Single Payment**

Payment Date: 21 Jul 2015

PLAN PAYMENT DUE TODAY: 1187.73
   
 DIFFERENT PLAN PAYMENT AMOUNT

ADDITIONAL PAYMENT: 0.00
   
 EPAY BANK PROCESSING FEE: 1.50

**Amount to Pay**: 1189.23

6. **Example #2:** Making a Payment LESS THAN the “Plan Payment Due Today” amount
  - a. Click on “**Different Plan Payment Amount**” and enter in the amount to be debited from your checking or savings account.
  - b. NOTE: The balance of the “Plan Payment Due Today” amount is still due by the Plan’s Due Date and each transaction is charged \$1.50 for the bank’s processing fee.

**Make A Payment** | Scheduled Payments | Payment History

Thank you for visiting the Online ePay Payment Center. For complete payment details, please click on the link to the National Debtors' Handbook. It may take up to 3 business days for your case information to reflect recent payments. THE DUE DATE, PLAN PAYMENT AMOUNT, DELINQUENCY AMOUNT, AND PLAN PAYMENT DUE TODAY ARE FOR STRICTLY INFORMATIONAL PURPOSES ONLY, AND MAY NOT BE REFLECTIVE OF THE MOST RECENT BANKRUPTCY COURT ORDER. IF THERE IS A DISCREPANCY BETWEEN THE EPAY ONLINE PAYMENT SYSTEM AND ANY PRIOR BANKRUPTCY COURT ORDERS, THEN THE COURT'S ORDERS SHALL PREVAIL. FAILURE TO COMPLY WITH THE COURT'S ORDERS MAY RESULT IN THE DISMISSAL OF YOUR CHAPTER 13 CASE.

Online Payment ID: 12302055935

Due Date	PLAN PAYMENT AMOUNT	DELINQUENCY AMOUNT	PLAN PAYMENT DUE TODAY
05 May 2015	\$ 701.00	\$ 486.73	\$ 1,187.73

*Last payment was made on 27 May 2015 for 5,001.50*

**Single Payment**

Payment Date: 21 Jul 2015

PLAN PAYMENT DUE TODAY: 1187.73
   
 DIFFERENT PLAN PAYMENT AMOUNT: 486.73

ADDITIONAL PAYMENT: 0.00
   
 EPAY BANK PROCESSING FEE: 1.50

**Amount to Pay**: 488.23

7. **Example #3:** Making a Plan Payment PLUS an additional payment amount
- ePay allows you to make payments in amounts greater than the Plan Payment.
    - Select “Plan Payment Due Today” for your regular plan payment amount
    - Enter the “Additional Payment” amount in the **Additional Payment** field
  - Use the Drop Down box to identify if the **Additional Payment** amount is designated for:
    - 01 – Interlocutory Order
    - 02 – Tax Refund Payment
    - 03 – Other
  - NOTE: if the additional payment was not proposed in your confirmed or modified plan, or a court order was not filed for an Interlocutory Order or Tax Refund Order, please contact your attorney before paying. Additional payments may NOT result in early completion of your case.

Make A Payment	Scheduled Payments	Payment History
<p>Thank you for visiting the Online ePay Payment Center. For complete payment details, please click on the link to the National Debtors' Credit Reporting Agency (NDC) account. It may take up to 3 business days for your case information to reflect recent payments. THE DUE DATE, PLAN PAYMENT AMOUNT, DELINQUENCY AMOUNT, AND PLAN PAYMENT DUE TODAY ARE FOR STRICTLY INFORMATIONAL PURPOSES ONLY, AND MAY NOT BE REFLECTIVE OF THE MOST RECENT BANKRUPTCY COURT ORDER. IF THERE IS A DISCREPANCY BETWEEN THE EPAY ONLINE PAYMENT SYSTEM AND ANY PRIOR BANKRUPTCY COURT ORDERS, THEN THE COURT'S ORDERS SHALL PREVAIL. FAILURE TO COMPLY WITH THE COURT'S ORDERS WILL RESULT IN THE DISMISSAL OF YOUR CHAPTER 13 CASE.</p>		
Online Payment ID	12302055935	
Due Date	PLAN PAYMENT AMOUNT	DELINQUENCY AMOUNT
05 May 2015	\$ 701.00	\$ 486.73
		PLAN PAYMENT DUE TODAY
		\$ 1,187.73
<p><i>Last payment was made on 27 May 2015 for 5,001.50</i></p>		
Single Payment		
Payment Date	21 Jul 2015	
<input checked="" type="radio"/> PLAN PAYMENT DUE TODAY	1187.73	<input type="checkbox"/>
<input type="radio"/> DIFFERENT PLAN PAYMENT AMOUNT		<input type="checkbox"/>
ADDITIONAL PAYMENT	250.00	01 - Interlocutory Order
EPAY BANK PROCESSING FEE	1.50	
<b>Amount to Pay</b>	<b>1439.23</b>	

8. Enter your checking or your savings account information for the bank account from which you would want your payment debited. You will need your bank's **9 DIGIT ROUTING NUMBER** and your checking or savings **ACCOUNT NUMBER**.

**Checking/Savings**

Previously Used  [Remove](#)

New Routing Number   Account Type

Account Number  Confirm Account Number

[Submit Payment](#)



**NOTE:** ePay allows you to add additional bank accounts for payments. Click on the NEW button and enter in the 9 digit routing number, account type and account number.

**Checking/Savings**

Previously Used  [Remove](#)

New Routing Number   Account Type

Account Number  Confirm Account Number

[Submit Payment](#)

**DEPOSIT TICKET**

**Account Holder**  
Address 1  
Address 2  
City, State, Zip  
Date 15 January 2012

sign here if cash received

Bank Name N.A.  
Bank Address 1  
Bank Address 2

**CASH (including coins) ▶**

List	check #1234	123.45
Checks		
Singly	check #4567	678.90
Total Items	2	
<b>Subtotal ▶</b>		802.35
<b>Less Cash Received ▶</b>		12.34
		\$ 790.01

012345678901

**9 Digit Routing Number Your Account Number**


The ePay online payment center stores the five most recent bank accounts used. You will be able to select one of these accounts (shown in a redacted format) from the “Previously Used” dropdown menu when making future payments.

**Checking/Savings**

Previously Used  [Remove](#)

New Routing Number   Account Type

Account Number  Confirm Account Number


 [Submit Payment](#)

9. Once you have correctly entered or selected your bank account information, click on the



button at the bottom right of the screen.

10. **Read and Accept the Make A Payment – Terms and Conditions**

- a. If you accept the Terms & Conditions, click the check box next to the statement “I have read and accept the Terms & Conditions” and hit 

## Make A Payment - Terms & Conditions

1. **Accept Terms & Conditions** | 2. Confirm Payment Details | 3. Payment Completed

### Payment Authorization

#### Agreement to Payment Authorization and Consent for Electronic Signatures and Records *Please print and retain a copy for your records.*

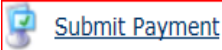
By clicking this checkbox and then selecting "Continue Payment" below, you acknowledge, certify and agree as follows:

- You have read, understand and agree to the Payment Authorization and the Consent for Electronic Signatures and Records.
- You can access the Records in the electronic form described in the Consent for Electronic Signatures and Records.
- You affirmatively consent to the use of electronic signatures and electronic records for all payments made through this website and all Records relating to those payments.

**I have read and accept the Terms & Conditions**  
(click box to continue)

 [Continue Payment](#)  [Cancel](#)



11. Confirm your payment details to make sure all of your information has been entered correctly. If all the information is correct, click on the  button.

### Make A Payment - Confirm Payment Details

1. Accept Terms & Conditions | **2. Confirm Payment Details** | 3. Payment Completed

Please confirm the following payment details are correct before continuing:



<b>Payer Name:</b>	DON DEBTOR
<b>Payer Email Address:</b>	DON.DEBTOR@GMAIL.COM
<b>Online Payment ID:</b>	12302055935
<b>THOMAS D. POWERS:</b>	THOMAS D. POWERS

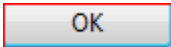
---

<b>Payment Type:</b>	<b>Single Payment</b>
<b>Payment Entered Date:</b>	22 Jul 2015
<b>Payment Date:</b>	22 Jul 2015
<b>Payment Effective Date:</b>	23 Jul 2015
<b>Payment Amount:</b>	1187.73
<b>ADDITIONAL PAYMENT:</b>	0.00
<b>EPAY BANK PROCESSING FEE:</b>	1.50
<b>Total Amount:</b>	<b>1189.23</b>


---


<b>Payment Method:</b>	<b>Checking/Savings</b>
<b>Routing Number:</b>	061000104
<b>Account Type:</b>	Personal/Checking
<b>Account Number:</b>	xxxxx xxxx 3456

12. You will be asked for one final confirmation. If you agree to submit your payment click the  button and your payment will be submitted.

#### Message from webpage

 This payment is now going to be submitted.  
Please confirm you wish to continue and submit this payment?

13. You will receive a **Payment Complete – Confirmation** which provides you with a summary of the payment and a Confirmation Number. It is recommended that you print a copy of this confirmation for your records. Finally, hit the  button to complete the payment process.

## Make A Payment

---



1. Accept Terms & Conditions | 2. Confirm Payment Details | **3. Payment Completed**

### Payment Complete - Confirmation

Your payment has now been submitted. Please print this page for your records.

***On the 23 Jul 2015, \$ 1,189.23 will be debited from your account.***

Confirmation Number:	2286133
Payer Name:	DOV DEBATOR
Payer Email Address:	DOV.DEBATOR@GMAIL.COM
Online Payment ID:	12302055935
THOMAS D. POWERS:	THOMAS D. POWERS
Payment Type:	Single Payment
Payment Entered Date:	22 Jul 2015
Payment Date:	22 Jul 2015
Payment Effective Date:	23 Jul 2015
Payment Amount:	\$ 1,187.73
EPAY BANK PROCESSING FEE:	\$ 1.50
<b>Total Amount:</b>	<b>\$ 1,189.23</b>

14. Click on the **Payment History** tab to bring up each submitted ePay payment transaction which was paid on your case. **NOTE:** The Payment History only displays ePay payment transactions and does not include other payments made through Wage Directives, Cashier's Checks, Money Orders or ACH transactions. For a complete payment history on your case, go to the National Data Center webpage at <https://ndc.org> and log into your account.

Make A Payment		Scheduled Payments		Payment History			
Online Payment ID		12302055935					
THOMAS D. POWERS		THOMAS D. POWERS					
ID	Date Created	Status	Type	Method	Payment Date	Total Amount	
<a href="#">2286133</a>	22 Jul 2015 2:49 PM	Completed	Single	ACH	Wed 22 Jul 2015	\$ 1,189.23	
<a href="#">2154990</a>	27 May 2015 3:14 PM	Completed	Single	ACH	Wed 27 May 2015	\$ 5,001.50	
<a href="#">2126597</a>	14 May 2015 12:02 PM	Completed	Single	ACH	Thu 14 May 2015	\$ 1,202.50	